


Financial results

H1 2018



Operating and financial highlights

Total travel agency air bookings (m)



Passengers boarded (m)



Revenue (€m)*



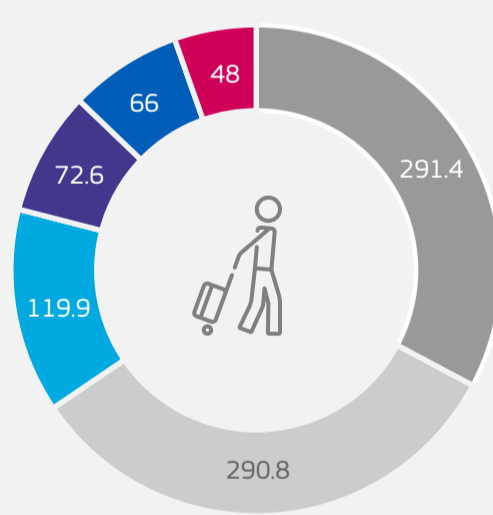
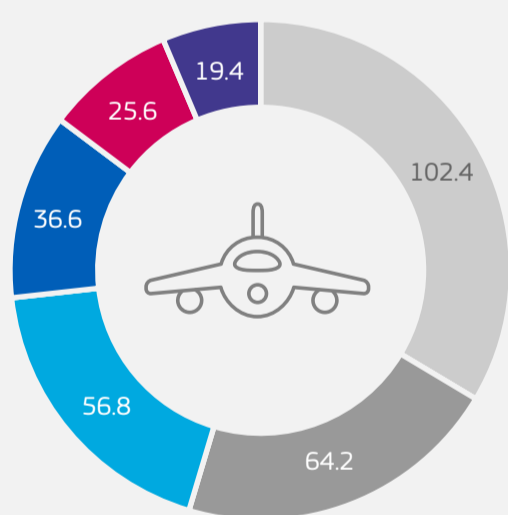
EBITDA (€m)*



Business highlights

Amadeus TA air bookings (% total)

Passengers boarded (% total)**



- Western Europe
- Asia & Pacific
- North America
- Middle East & Africa
- Central, Eastern & Southern Europe
- Latin America

75 airlines had contracted the Amadeus Fare Families solution as of June 30, 2018

205 carriers had contracted Altéa or New Skies as of June 30, 2018

285 customers were using our Airport IT solutions at the close of June 2018



Head to our **newsroom** to see press releases on financial results and other relevant Amadeus news stories.
amadeus.com/newsroom