

Operating and financial highlights



Total travel agency air bookings (m)

Q1 2019: 162.6
Q1 2018: 160.0

Growth: 1.6%



Passengers boarded (m)

Q1 2019: 436.1
Q1 2018: 416.9

Growth: 4.6%



Revenue* (€m)

Q1 2019: 1,409.9
Q1 2018: 1,230.0

Growth: 14.6%



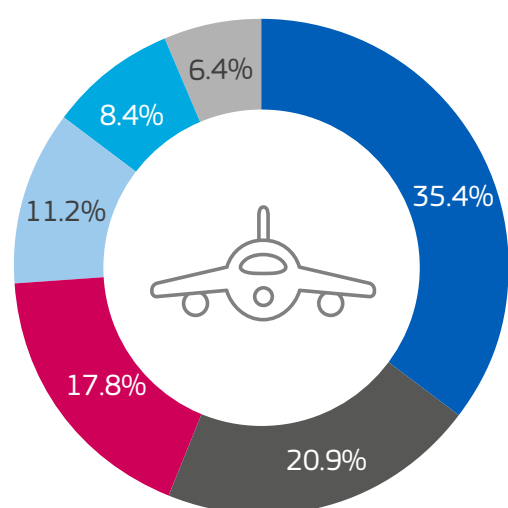
EBITDA* (€m)

Q1 2019: 599.8
Q1 2018: 539.0

Growth: 11.3%

Business highlights

Amadeus TA air bookings (% total)



Western Europe

North America

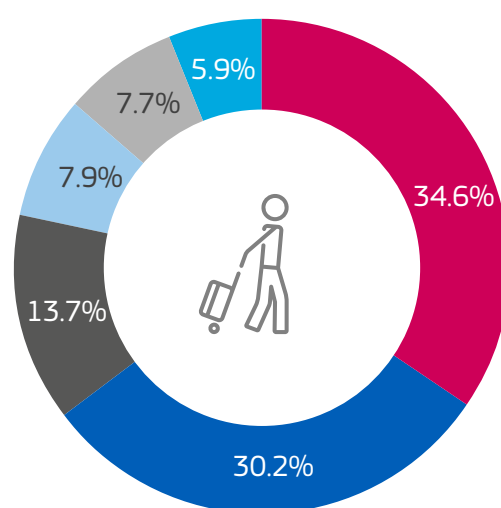
Asia & Pacific

Middle East & Africa

Latin America

Central, Eastern & Southern Europe

Passengers boarded** (% total)




154

Airlines had contracted Amadeus Airline Ancillary Services at the close of Q1

214

carriers had contracted Altéa or New Skies at the close of Q1



Head to our **newsroom** to see press releases on financial results and other relevant Amadeus news stories.

amadeus.com/newsroom