

### Operating and financial highlights



Total travel agency air bookings (m)

**H1 2019: 307.8**  
H1 2018: 305.1

Growth: **0.9%**



Passengers boarded (m)

**H1 2019: 947.0**  
H1 2018: 888.8

Growth: **6.6%**



Revenue\* (€m)

**H1 2019: 2,833.6**  
H1 2018: 2,477.0

Growth: **14.4%**



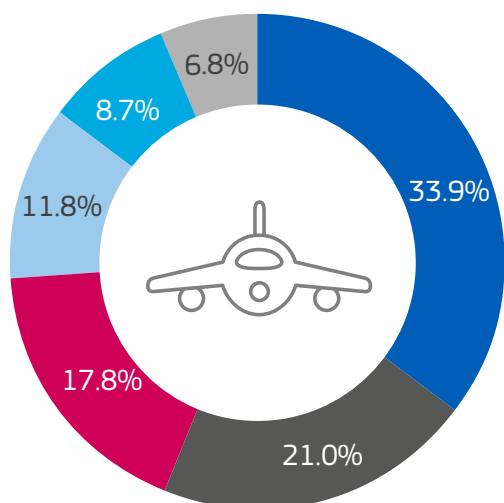
EBITDA\* (€m)

**H1 2019: 1193.4**  
H1 2018: 1078.2

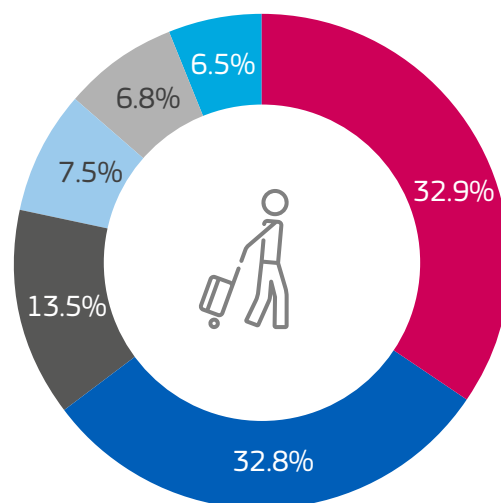
Growth: **10.7%**

### Business highlights

Amadeus TA air bookings (% total)



Passengers boarded\*\* (% total)



Western Europe

North America

Asia & Pacific

Middle East & Africa

Latin America


Central, Eastern & Southern Europe

156

Airlines had contracted Amadeus Airline Ancillary Services at the close of H1

218

carriers had contracted Altéa or New Skies at the close of H1



Head to our **newsroom** to see press releases on financial results and other relevant Amadeus news stories.

[amadeus.com/newsroom](http://amadeus.com/newsroom)