

Financial results

Jan - Sep
2018

Operating and financial highlights

Total travel agency air bookings (m)



Passengers boarded (m)



Revenue (€m)*



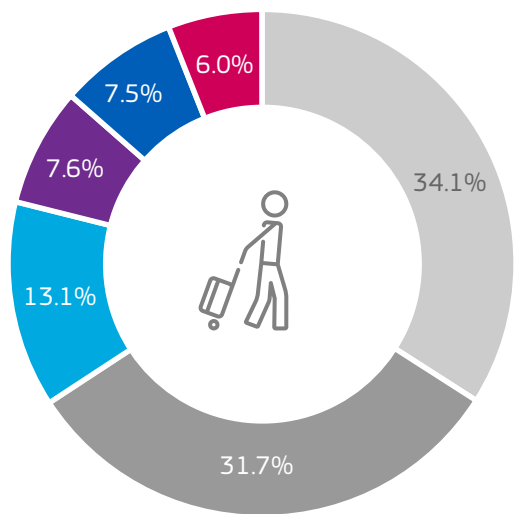
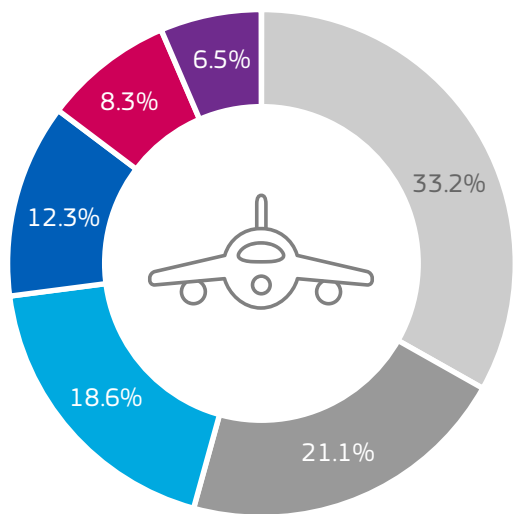
EBITDA (€m)*



Business highlights

Amadeus TA air bookings (% total)

Passengers boarded (% total)**



- Western Europe
- Asia & Pacific

- North America
- Middle East & Africa


- Central, Eastern & Southern Europe
- Latin America

150

Airlines had contracted Amadeus Airline Ancillary Services as of September 30, 2018

206

had contracted Altéa or New Skies as of September 30, 2018, including Bangkok Airways



Head to our **newsroom** to see press releases on financial results and other relevant Amadeus news stories.

amadeus.com/newsroom

amadeus

All figures as of 30 September 2018.

* 2017 figures have been restated for IFRS 15 and IFRS 9, which we applied since January 2018

** Passengers boarded (PB): actual passengers boarded onto flights operated by airlines using at least Amadeus Altéa Reservation and Inventory modules or Navitaire's New Skies solution.